



Micro Commercial Components

Micro Commercial Components Corp.

Products End of Life Notification

Issue date: Oct-7th-2008

Last Buy Date :N/A

Description and Purpose:

MCC has undergone a review of its core business and products , and

determined to discontinue below products:

Discontinued Devices	Possible Replacements
EGP10A	HER101G
EGP10B	HER102G
EGP10D	HER103G
EGP10F	HER104G
EGP10G	HER105G
EGP10J	HER106G
EGP10K	HER107G
EGP20A	HER201G
EGP20B	HER202G
EGP20D	HER203G
EGP20F	HER204G
EGP20G	HER205G
EGP20J	HER206G
EGP20K	HER207G
EGP30A	HER301G
EGP30B	HER302G
EGP30D	HER303G
EGP30F	HER304G
EGP30G	HER305G
EGP30J	HER306G
EGP30K	HER307G



Micro Commercial Components

Micro Commercial Components
20736 Marilla Street Chatsworth
CA 91311
Phone: (818) 701-4933
Fax: (818) 701-4939

**EGP20A
THRU
EGP20K**

**2.0 Amp Glass
Passivated High
Efficient Rectifiers
50 to 800 Volts**

Features

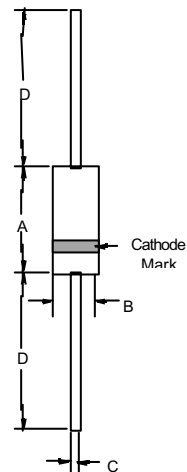
- Case Material: Molded Plastic. UL Flammability Classification Rating 94V-0 and MSL rating 1
- Superfast recovery time for high efficiency
- Glass passivated cavity-free junction
- Lead Free Finish/RoHS Compliant (Note1) ("P" Suffix designates Compliant. See ordering information)

Maximum Ratings

- Operating Temperature: -55°C to +150°C
- Storage Temperature: -55°C to +150°C
- Typical Thermal Resistance: 40°C/W Junction to Ambient

MCC Part Number	Maximum Recurrent Peak Reverse Voltage	Maximum RMS Voltage	Maximum DC Blocking Voltage
EGP20A	50V	35V	50V
EGP20B	100V	70V	100V
EGP20D	200V	140V	200V
EGP20F	300V	210V	300V
EGP20G	400V	280V	400V
EGP20J	600V	420V	600V
EGP20K	800V	560V	800V

DO-15



Electrical Characteristics @ 25°C Unless Otherwise Specified

Maximum Average Forward Current	$I_{F(AV)}$	2.0 A	$T_A = 55^\circ\text{C}$
Peak Forward Surge Current	I_{FSM}	75A	8.3ms, half sine
Maximum Instantaneous Forward Voltage EGP20A-20D EGP20F-20G EGP20J-20K	V_F	1.00V 1.25V 1.70V	$I_{FM} = 2.0A;$
Maximum DC Reverse Current At Rated DC Blocking Voltage	I_R	5.0uA 100uA	$T_A = 25^\circ\text{C}$ $T_A = 125^\circ\text{C}$
Maximum Reverse Recovery Time EGP20A-20D EGP20F-20K	T_{rr}	50nS 75nS	$I_F=0.5A, I_R=1.0A,$ $I_{rr}=0.25A$
Typical Junction Capacitance EGP20A-20D EGP20F-20K	C_J	70pF 45pF	Measured at 1.0MHz, $V_R=4.0V$

DIM	DIMENSIONS				NOTE
	INCHES		MM		
	MIN	MAX	MIN	MAX	
A	.230	.300	5.80	7.60	
B	.104	.140	2.60	3.60	
C	.026	.034	.70	.90	
D	1.000	---	25.40	---	

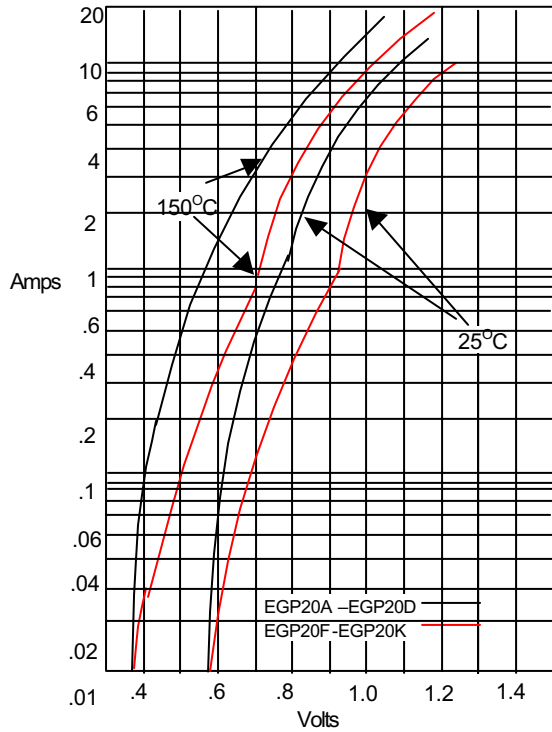
Note: 1. High Temperature Solder Exemption Applied, see EU Directive Annex 7.

EGP20A thru EGP20K



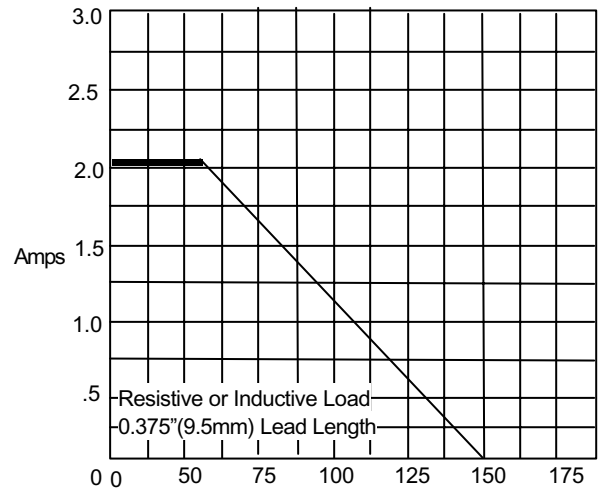
Micro Commercial Components

Figure 1
Typical Forward Characteristics



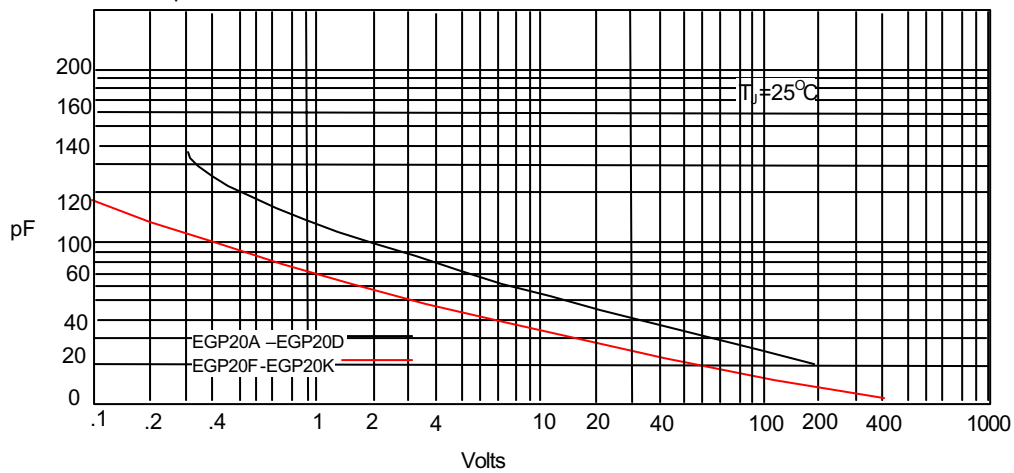
Instantaneous Forward Current - Amperes versus
Instantaneous Forward Voltage - Volts

Figure 2
Forward Derating Curve



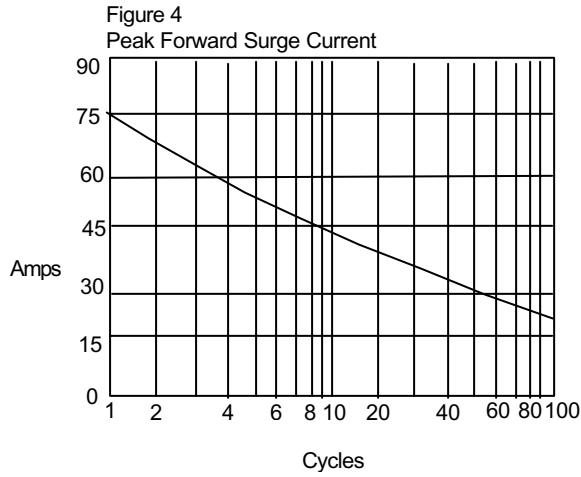
Average Forward Rectified Current - Amperes versus
Ambient Temperature - °C

Figure 3
Junction Capacitance



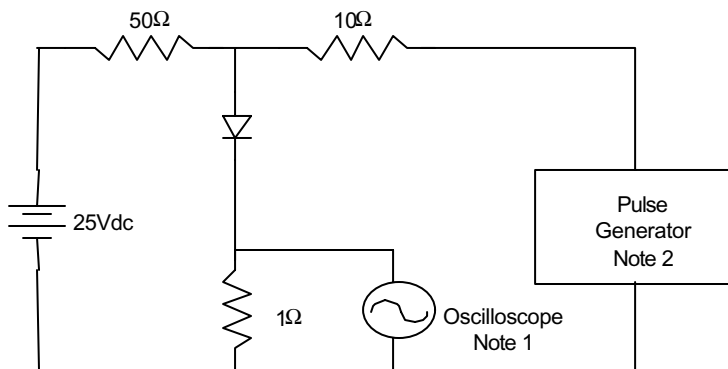
Junction Capacitance - pF versus
Reverse Voltage - Volts

EGP20A thru EGP20K

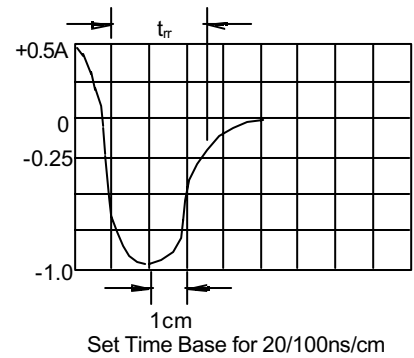


Peak Forward Surge Current - Amperes versus Number Of Cycles At 60Hz - Cycles

Figure 5
Reverse Recovery Time Characteristic And Test Circuit Diagram



- Notes:
1. Rise Time = 7ns max.
Input impedance = 1 megohm, 22pF
 2. Rise Time = 10ns max.
Source impedance = 50 ohms
 3. Resistors are non-inductive





Micro Commercial Components

Ordering Information

Device	Packing
(Part Number)-TP	Tape&Reel;4Kpcs/Reel
(Part Number)-BP	Bulk;500pcs/Box

IMPORTANT NOTICE

Micro Commercial Components Corp. reserves the right to make changes without further notice to any product herein to make corrections, modifications , enhancements , improvements , or other changes .
Micro Commercial Components Corp. does not assume any liability arising out of the application or use of any product described herein; neither does it convey any license under its patent rights ,nor the rights of others . The user of products in such applications shall assume all risks of such use and will agree to hold *Micro Commercial Components Corp.* and all the companies whose products are represented on our website, harmless against all damages.

APPLICATIONS DISCLAIMER

Products offer by *Micro Commercial Components Corp.* are not intended for use in Medical, Aerospace or Military Applications.